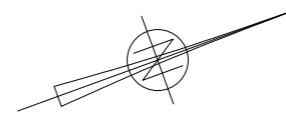


# EDWARDS COURT LEVEL 0



### FIRE PRECAUTIONS LEGEND

- Break glass type fire alarm call point
- HS Heat sensitive detectors
- SS Smoke sensitive detectors
- EL Emergency light point.
- FS Firemans Switch
- DK Emergency Drop Key Access
- FAP Fire alarm indicator / repeat panel
- GD1 Door/Access fitted with Gerda D1 Key lock
- FB1 Door/Access fitted with FB1 Key lock
- FB2 Door/Access fitted with FB2 Key lock
- FB4 Door/Access fitted with FB4 Key lock
- FB11 Door/Access fitted with FB11 Padlock
- FB14 Door/Access fitted with FB14 Padlock
- DRO Dry Riser Outlet
- DEL Digital electronic lock door entry/exit system
- PIB Premises Information Box
- POV Permanently Open Vent
- AOV Automatic Opening Vent
- OV Openable Vent
- S- Fire alarm sounder ('X' indicates integral flashing - Xenon light)
- CCTV CCTV Security Camera
- FB Fire Brigade Key Access
- EXTINGUISH**
- BLN 1.1m x 1.1m fire blanket - base of container to be 1500mm above floor level
- AFFF 6 litres AFFF aqueous foam extinguisher to BS:6575
- W 9 litre wet chemical type extinguisher
- DP 4.5 litre dry powder type extinguisher
- CD 2 kg carbon dioxide type extinguisher
- CD 4.5 kg carbon dioxide type extinguisher
- W 9 kg water type extinguisher
- W 6 litre water type extinguisher
- FIRE EXIT SIGNAGE**
- E 'E' Signs to be externally illuminated by adjacent emergency light point
- FE 'FE' denotes as previous but illuminated as part of sign
- RM 'RM' denotes non illuminated sign
- FIRE DOOR SIGNS AND FIRE ACTION NOTICES**
- FAN Fire Action Notice
- EFP Emergency Floor Plan
- KS "FIRE DOOR KEEP SHUT" sign
- KL "FIRE DOOR KEEP LOCKED" sign
- KC "AUTOMATIC FIRE DOOR KEEP CLEAR" or "FIRE EXIT KEEP CLEAR" sign
- LAN "CAUTION, IN THE EVENT OF FIRE DO NOT USE THIS LIFT"
- DB DISTRIBUTION BOARD



REV	DATE	AMENDMENTS

- FIRE DOORS
- RISER DOORS



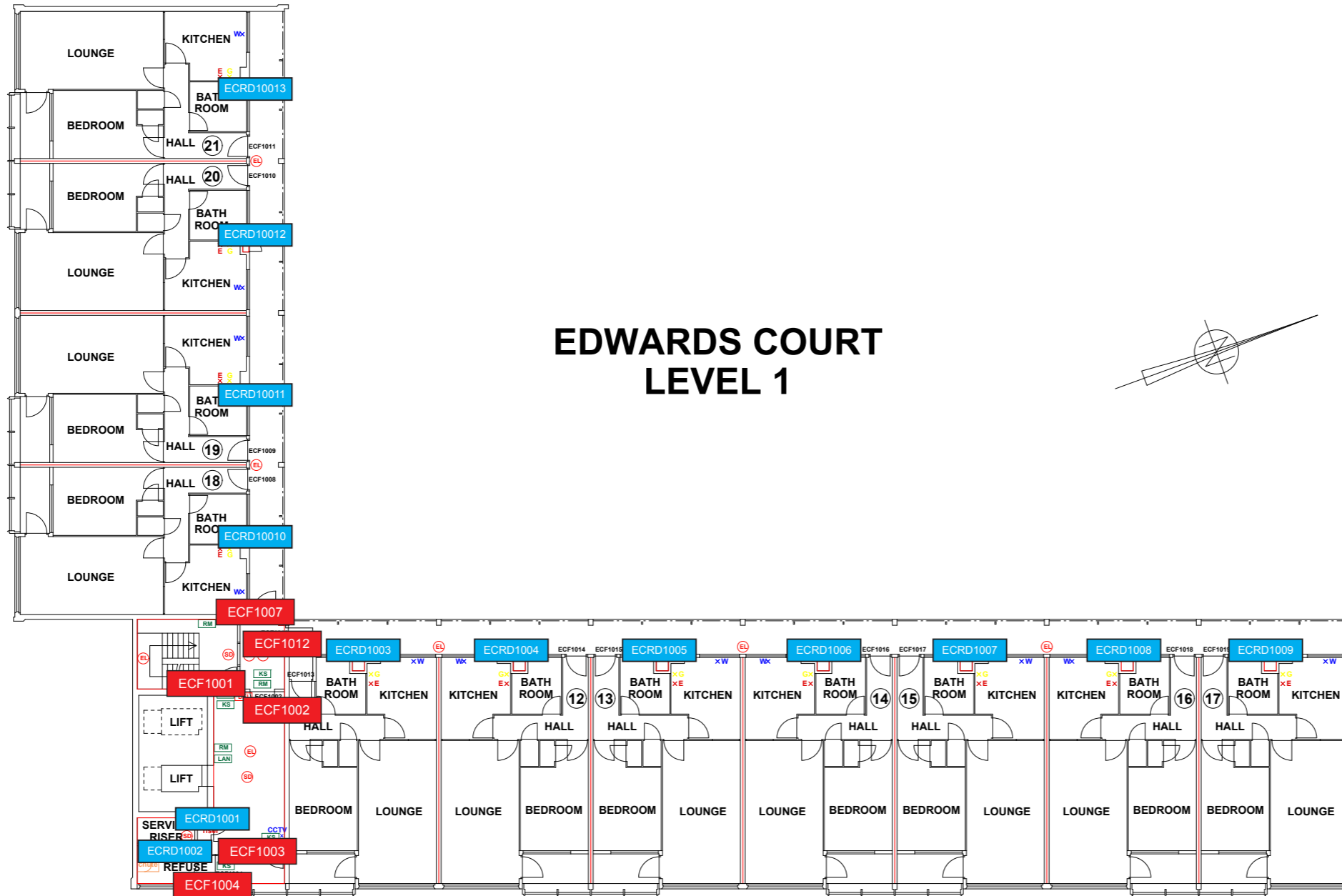
WEB: WWW.FIRNTEC.COM  
EMAIL: CONTACTUS@FIRNTEC.COM  
ADDRESS: 1ST FLOOR, ENDEAVOUR HOUSE,  
PARKWAY CT, PL. TWOTH PL. BLK  
TEL: 01752 977 147

PROJECT: EDWARDS COURT  
ADDRESS: EDWARDS COURT  
WYTHENSHAW  
MANCHESTER  
M22 5SF  
DWG NO.: EC\_220020\_L01  
DWG TITLE: LEVEL 0  
DWG DATE: NOVEMBER 2022  
DWG SIZE: SCALE 1:100 @ A1  
DRAWN: NR | CHECKED: BR | ISSUE

- FIRE DOORS
- RISER DOORS

THIS DRAWING IS TO BE READ IN CONJUNCTION WITH ALL RELEVANT SPECIFICATIONS AND DRAWINGS ISSUED. THIS DRAWING IS CORRECT AT TIME OF SURVEY

© COPYRIGHT FIRNTEC LTD 2022



# EDWARDS COURT LEVEL 1

- FIRE PRECAUTIONS LEGEND**
- ⊙ Break glass type fire alarm call point
  - ⊕ Heat sensitive detectors
  - ⊗ Smoke sensitive detectors
  - ⊙ Emergency light point.
  - ⊕ Firemans Switch
  - ⊙ Emergency Drop Key Access
  - FAP Fire alarm indicator / repeat panel
  - D01 Door/Access fitted with Garda D1 Key lock
  - FB1 Door/Access fitted with FB1 Key lock
  - FB2 Door/Access fitted with FB2 Key lock
  - FB4 Door/Access fitted with FB4 Key lock
  - FB11 Door/Access fitted with FB11 Padlock
  - FB14 Door/Access fitted with FB14 Padlock
  - DRO Dry Riser Outlet
  - DEL Digital electronic lock door entry/exit system
  - PIB Premises Information Box
  - POV Permanently Open Vent
  - ADV Automatic Opening Vent
  - OV Openable Vent
  - /- Fire alarm sounder ('X' indicates integral flashing - Xenon light)
  - CCTV CCTV Security Camera
  - FB Fire Brigade Key Access
  - EXTINGUISH**
  - ELNH 1.1m x 1.1m fire blanket - base of container to be 1500mm above floor level
  - 6L 6 litres AFFF aqueous foam extinguisher to BS-6575
  - 9L 9 litre wet chemical type extinguisher
  - 4.5L 4.5 litre dry powder type extinguisher
  - 2kg 2 kg carbon dioxide type extinguisher
  - 4.5kg 4.5 kg carbon dioxide type extinguisher
  - 9kg 9 kg water type extinguisher
  - 6L 6 litre water type extinguisher
  - FIRE EXIT SIGNAGE**
  - E 'E' Signs to be externally illuminated by adjacent emergency light point
  - FE 'FE' denotes as previous but illuminated as part of sign
  - RM 'RM' denotes non illuminated sign
  - FIRE DOOR SIGNS AND FIRE ACTION NOTICES**
  - FAN Fire Action Notice
  - EFP Emergency Floor Plan
  - KS "FIRE DOOR KEEP SHUT" sign
  - KL "FIRE DOOR KEEP LOCKED" sign
  - KC "AUTOMATIC FIRE DOOR KEEP CLEAR" or "FIRE EXIT KEEP CLEAR" sign
  - LAN "CAUTION, IN THE EVENT OF FIRE DO NOT USE THIS LIFT"
  - DB DISTRIBUTION BOARD



REV	DATE	AMENDMENTS

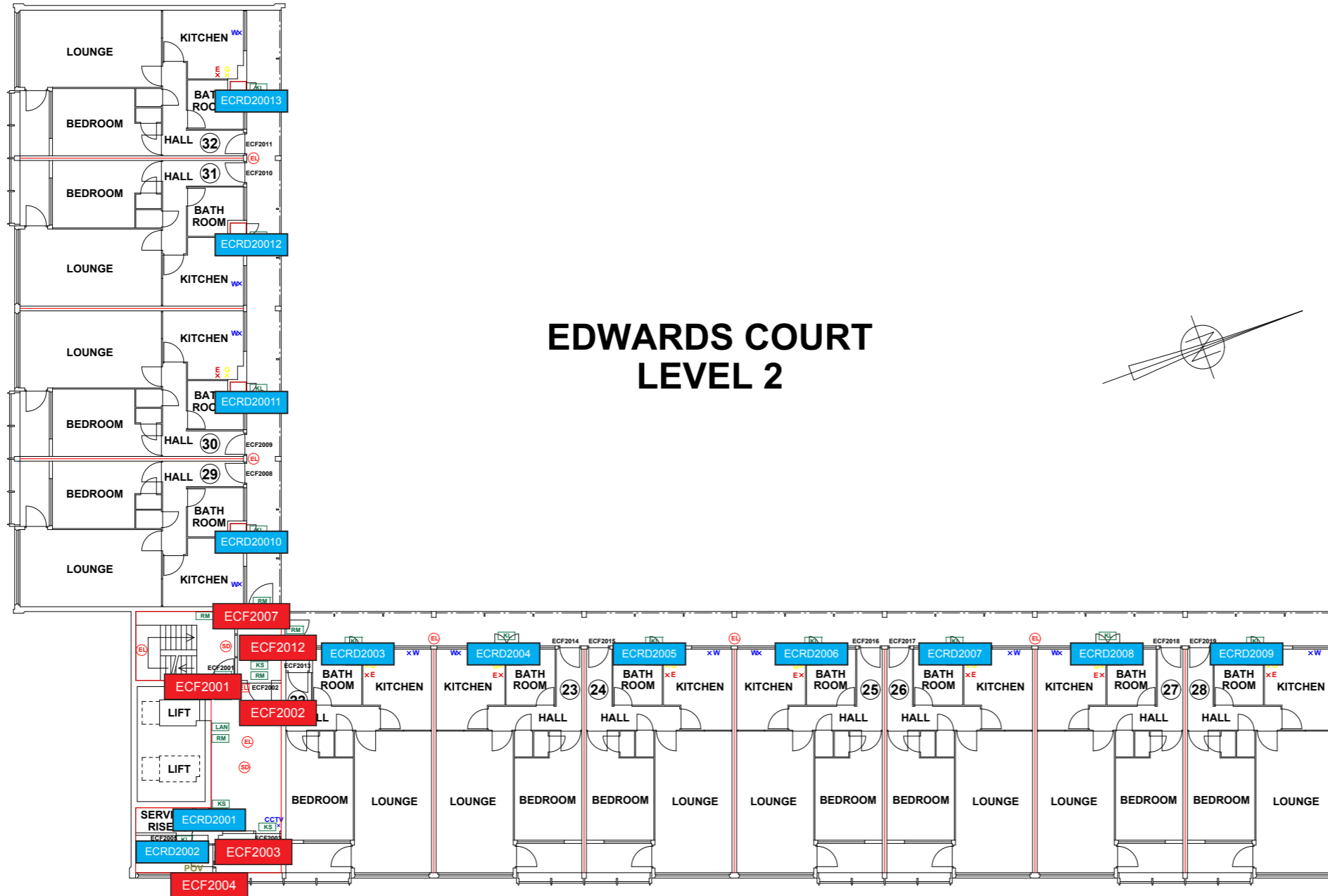
WEB: WWW.FIRNTEC.COM  
EMAIL: CONTACTUS@FIRNTEC.COM  
ADDRESS: 1ST FLOOR, ENDEAVOUR HOUSE, PARKWAY CT, PLYMOUTH PL4 8LR  
TEL: 01752 877 147

PROJECT: EDWARDS COURT  
ADDRESS: EDWARDS COURT WYTHENSHAW MANCHESTER M22 5SF  
DWG NO.: EC\_220201\_02  
DWG TITLE: LEVEL 1  
DWG DATE: NOVEMBER 2022  
DWG SIZE: SCALE: 1:100 @ A1  
DRAWN: NR | CHECKED: BR

- FIRE DOORS
- RISER DOORS

THIS DRAWING IS TO BE READ IN CONJUNCTION WITH ALL RELEVANT SPECIFICATIONS AND DRAWINGS ISSUED. THIS DRAWING IS CORRECT AT TIME OF SURVEY

© COPYRIGHT FIRNTEC LTD 2022



## EDWARDS COURT LEVEL 2

- FIRE PRECAUTIONS LEGEND**
- Break glass type fire alarm call point
  - ⊕ Heat sensitive detectors
  - ⊙ Smoke sensitive detectors
  - ⊕ Emergency light point
  - ⊕ Firemans Switch
  - ⊕ Emergency Drop Key Access
  - ⊕ Fire alarm indicator / repeat panel
  - ⊕ Door/Access fitted with Gerda D1 Key lock
  - ⊕ Door/Access fitted with FB1 Key lock
  - ⊕ Door/Access fitted with FB2 Key lock
  - ⊕ Door/Access fitted with FB4 Key lock
  - ⊕ Door/Access fitted with FB11 Padlock
  - ⊕ Door/Access fitted with FB14 Padlock
  - ⊕ Dry Riser Outlet
  - ⊕ Digital electronic lock door entry/exit system
  - ⊕ Premises Information Box
  - ⊕ Permanently Open Vent
  - ⊕ Automatic Opening Vent
  - ⊕ Openable Vent
  - ⊕ Fire alarm sounder ('X' indicates integral flashing - Xenon light)
  - ⊕ CCTV Security Camera
  - ⊕ Fire Brigade Key Access
- EXTINGUISH**
- ⊕ 1.1m x 1.1m fire blanket - base of container to be 1500mm above floor level
  - ⊕ 6 litres AFFF aqueous foam extinguisher to BS:6575
  - ⊕ 9 litre wet chemical type extinguisher
  - ⊕ 4.5 litre dry powder type extinguisher
  - ⊕ 2 kg carbon dioxide type extinguisher
  - ⊕ 4.5 kg carbon dioxide type extinguisher
  - ⊕ 9 kg water type extinguisher
  - ⊕ 6 litre water type extinguisher
- FIRE EXIT SIGNAGE**
- ⊕ 'E' Signs to be externally illuminated by adjacent emergency light point
  - ⊕ 'FE' denotes as previous but illuminated as part of sign
  - ⊕ 'RM' denotes non illuminated sign
- FIRE DOOR SIGNS AND FIRE ACTION NOTICES**
- ⊕ Fire Action Notice
  - ⊕ Emergency Floor Plan
  - ⊕ "FIRE DOOR KEEP SHUT" sign
  - ⊕ "FIRE DOOR KEEP LOCKED" sign
  - ⊕ "AUTOMATIC FIRE DOOR KEEP CLEAR" or "FIRE EXIT KEEP CLEAR" sign
  - ⊕ "CAUTION, IN THE EVENT OF FIRE DO NOT USE THIS LIFT"
  - ⊕ DISTRIBUTION BOARD

0 5 10  
SCALE (METRES)

REV DATE AMENDMENTS

WEB: WWW.FIRNTEC.COM  
EMAIL: CONTACT@FIRNTEC.COM  
ADDRESS: 1ST FLOOR, ENDEAVOUR HOUSE, PARKWAY CT, PLYMOUTH PL6 6LR  
TEL: 01752 977 147

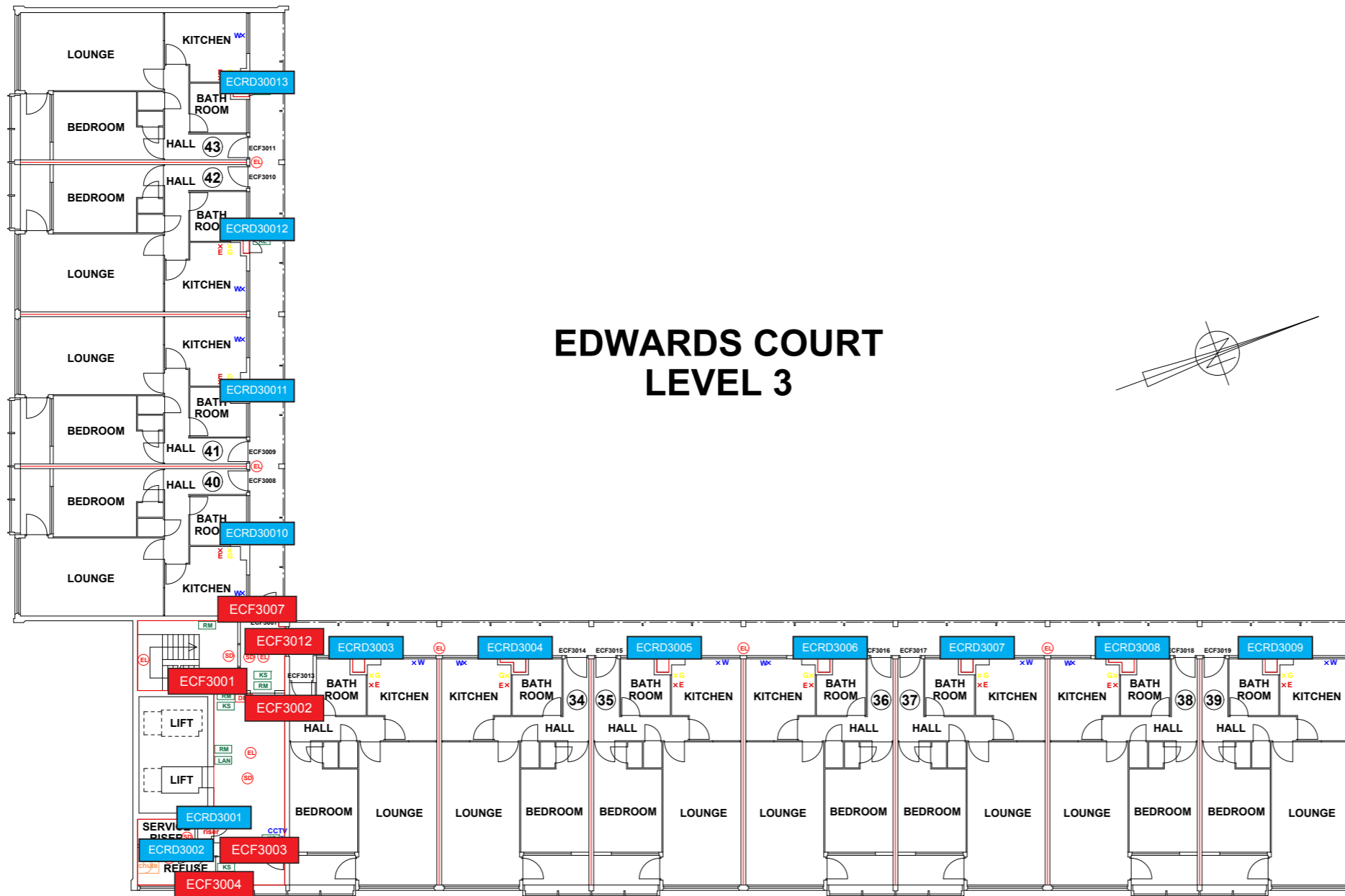
PROJECT: EDWARDS COURT  
ADDRESS: EDWARDS COURT  
WYTHENSHAW  
MANCHESTER  
M22 5SF

DWG NO.: EC\_220020\_L03  
DWG TITLE: LEVEL 2  
DWG DATE: NOVEMBER 2022  
DWG SIZE: SCALE 1:100 @ A1  
DRAWN: NR | CHECKED: BR | ISSUE

- FIRE DOORS
- RISER DOORS

THIS DRAWING IS TO BE READ IN CONJUNCTION WITH ALL RELEVANT SPECIFICATIONS AND DRAWINGS ISSUED. THIS DRAWING IS CORRECT AT TIME OF SURVEY

© COPYRIGHT FIRNTEC LTD 2022



**FIRE PRECAUTIONS LEGEND**

- ⊙ Break glass type fire alarm call point
- ⊕ Heat sensitive detectors
- ⊖ Smoke sensitive detectors
- ⊙ Emergency light point.
- ⊕ Firemans Switch
- ⊖ Emergency Drop Key Access
- FAP Fire alarm indicator / repeat panel
- GD1 Door/Access fitted with Gerda D1 Key lock
- FB1 Door/Access fitted with FB1 Key lock
- FB2 Door/Access fitted with FB2 Key lock
- FB4 Door/Access fitted with FB4 Key lock
- FB1P Door/Access fitted with FB11 Padlock
- FB14 Door/Access fitted with FB14 Padlock
- DRO Dry Riser Outlet
- DEL Digital electronic lock door entry/exit system
- PIB Premises Information Box
- POV Permanently Open Vent
- AOV Automatic Opening Vent
- OV Openable Vent
- /- Fire alarm sounder ('X' indicates integral flashing - Xenon light)
- CCTV CCTV Security Camera
- FB Fire Brigade Key Access
- EXTINGUISH**
- BLN1 1.1m x 1.1m fire blanket - base of container to be 150mm above floor level
- 6L 6 litres AFFF aqueous foam extinguisher to BS-6575
- 9L 9 litre wet chemical type extinguisher
- 4.5L 4.5 litre dry powder type extinguisher
- 2kg 2 kg carbon dioxide type extinguisher
- 4.5kg 4.5 kg carbon dioxide type extinguisher
- 9L 9 litre water type extinguisher
- 6L 6 litre water type extinguisher
- FIRE EXIT SIGNAGE**
- E 'E' Signs to be externally illuminated by adjacent emergency light point
- FE 'FE' denotes as previous but illuminated as part of sign
- RM 'RM' denotes non illuminated sign
- FIRE DOOR SIGNS AND FIRE ACTION NOTICES**
- FAN Fire Action Notice
- EFP Emergency Floor Plan
- KS "FIRE DOOR KEEP SHUT" sign
- KL "FIRE DOOR KEEP LOCKED" sign
- KC "AUTOMATIC FIRE DOOR KEEP CLEAR" or "FIRE EXIT KEEP CLEAR" sign
- LAN "CAUTION, IN THE EVENT OF FIRE DO NOT USE THIS LIFT" sign
- DB DISTRIBUTION BOARD



REV	DATE	AMENDMENTS

WEB: WWW.FIRNTEC.COM  
EMAIL: CONTACTUS@FIRNTEC.COM  
ADDRESS: 1ST FLOOR, ENDEAVOUR HOUSE, PARKWAY CT, PLYMOUTH PL6 8LR  
TEL: 01752 977 547

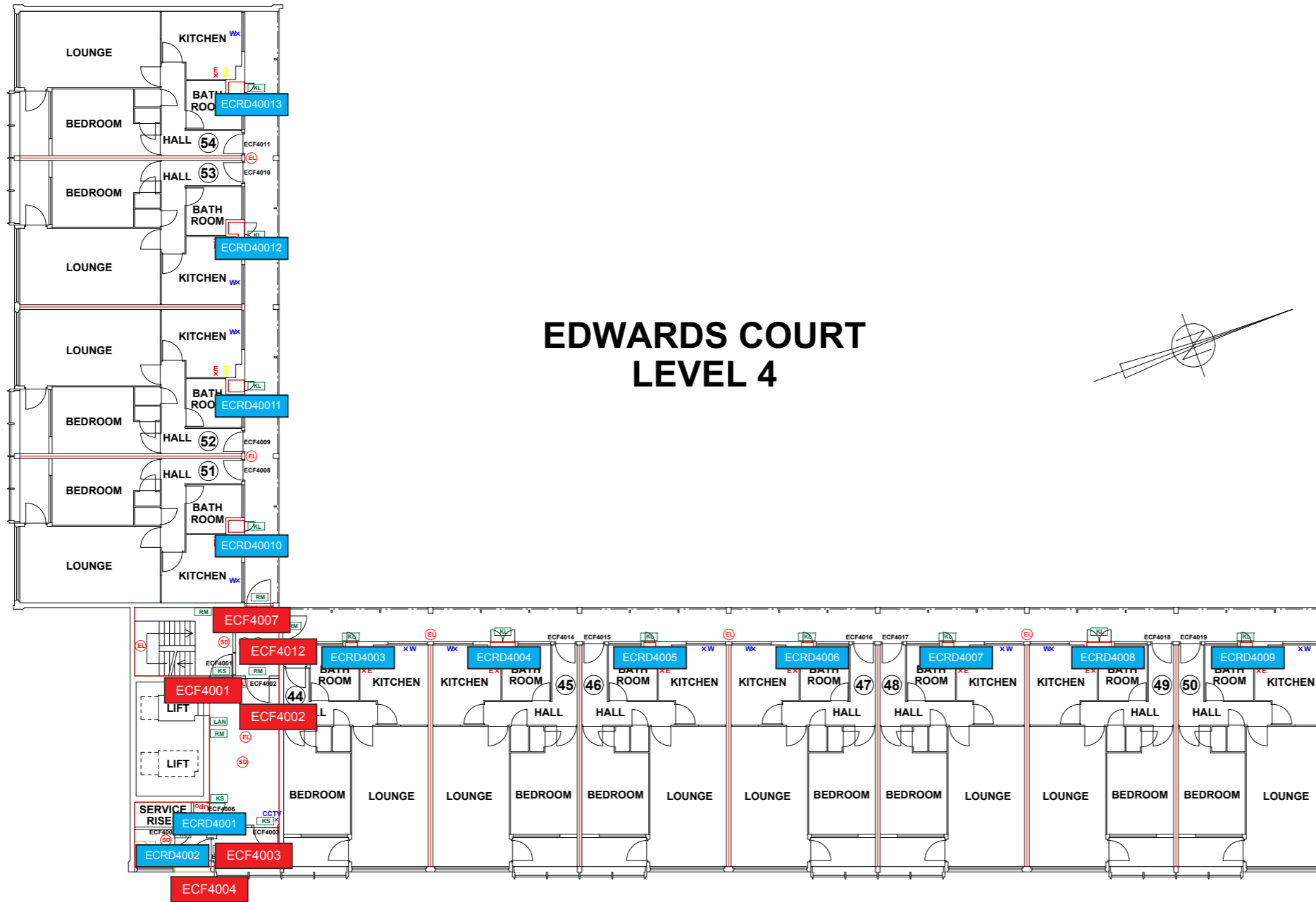
PROJECT: EDWARDS COURT  
ADDRESS: EDWARDS COURT  
WYTHENSHAW  
MANCHESTER  
M22 5SF

DWG NO.: EC-22020L04  
DWG TITLE: LEVEL 3  
DWG DATE: NOVEMBER 2022  
DWG SIZE: SCALE 1:100 @ A1  
DRAWN: NR | CHECKED: BR

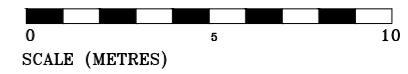
- FIRE DOORS
- RISER DOORS

THIS DRAWING IS TO BE READ IN CONJUNCTION WITH ALL RELEVANT SPECIFICATIONS AND DRAWINGS ISSUED. THIS DRAWING IS CORRECT AT TIME OF SURVEY

© COPYRIGHT FIRNTEC LTD 2022



- FIRE PRECAUTIONS LEGEND**
- ⊙ Break glass type fire alarm call point
  - ⊕ Heat sensitive detectors
  - ⊖ Smoke sensitive detectors
  - ⊙ Emergency light point.
  - ⊕ Firemans Switch
  - ⊖ Emergency Drop Key Access
  - FAP Fire alarm indicator / repeat panel
  - GD1 Door/Access fitted with Gerda D1 Key lock
  - FB1 Door/Access fitted with FB1 Key lock
  - FB2 Door/Access fitted with FB2 Key lock
  - FB4 Door/Access fitted with FB4 Key lock
  - FB11 Door/Access fitted with FB11 Padlock
  - FB14 Door/Access fitted with FB14 Padlock
  - DRO Dry Riser Outlet
  - DEL Digital electronic lock door entry/exit system
  - PIB Premises Information Box
  - POV Permanently Open Vent
  - AOV Automatic Opening Vent
  - OV Openable Vent
  - T- Fire alarm sounder ('X' indicates integral flashing - Xenon light)
  - CCTV CCTV Security Camera
  - FB Fire Brigade Key Access
- EXTINGUISH**
- BLN1 1.1m x 1.1m fire blanket - base of container to be 150mm above floor level
  - 6L 6 litres AFFF aqueous foam extinguisher to BS:6575
  - 9L 9 litre wet chemical type extinguisher
  - 4.5L 4.5 litre dry powder type extinguisher
  - 2K 2 kg carbon dioxide type extinguisher
  - 4.5K 4.5 kg carbon dioxide type extinguisher
  - 9L 9 kg water type extinguisher
  - 6L 6 litre water type extinguisher
- FIRE EXIT SIGNAGE**
- E 'E' Signs to be externally illuminated by adjacent emergency light point
  - FE 'FE' denotes as previous but illuminated as part of sign
  - RM 'RM' denotes non illuminated sign
- FIRE DOOR SIGNS AND FIRE ACTION NOTICES**
- FAN Fire Action Notice
  - EFP Emergency Floor Plan
  - KS "FIRE DOOR KEEP SHUT" sign
  - KL "FIRE DOOR KEEP LOCKED" sign
  - KC "AUTOMATIC FIRE DOOR KEEP CLEAR" or "FIRE EXIT KEEP CLEAR" sign
  - LAN "CAUTION, IN THE EVENT OF FIRE DO NOT USE THIS LIFT"
  - DB DISTRIBUTION BOARD



REV	DATE	AMENDMENTS

WEB: WWW.FIRNTEC.COM  
 EMAIL: CONTACTUS@FIRNTEC.COM  
 ADDRESS: 1ST FLOOR, ENDEAVOUR HOUSE, PARKWAY CT, PLYMOUTH PL6 8LR  
 TEL: 01752 877 147

**PROJECT: EDWARDS COURT**

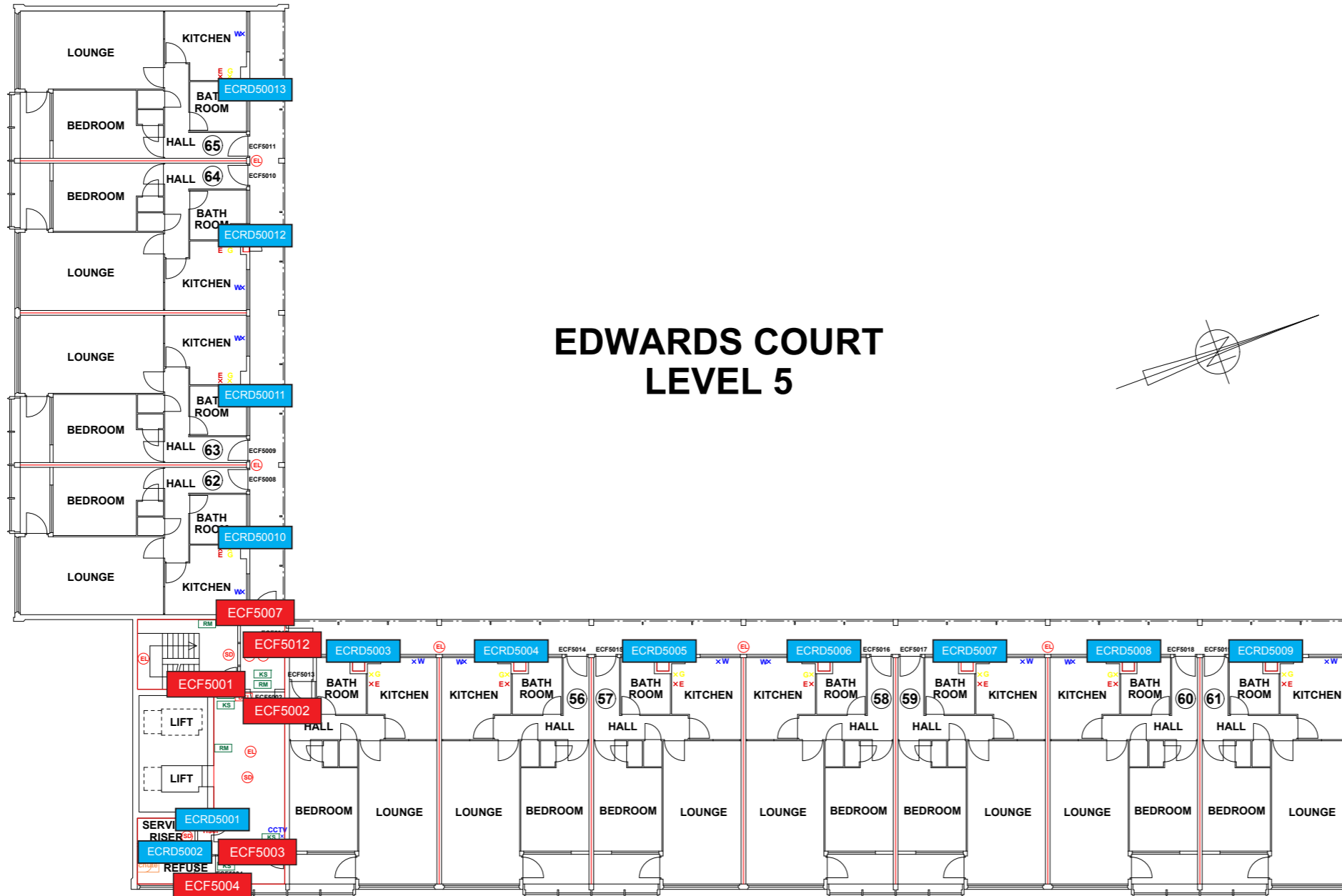
ADDRESS: EDWARDS COURT  
 WYTHENSHAME  
 MANCHESTER  
 M22 5SF

DWG NO.: EC\_220020\_L05  
 DWG TITLE: LEVEL 4  
 DWG DATE: NOVEMBER 2022  
 DWG SIZE: SCALE 1:100 @ A1  
 DRAWN: NR | CHECKED: BR | ISSUED:

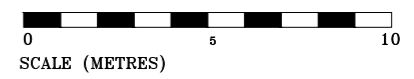
- FIRE DOORS
- RISER DOORS

THIS DRAWING IS TO BE READ IN CONJUNCTION WITH ALL RELEVANT SPECIFICATIONS AND DRAWINGS ISSUED. THIS DRAWING IS CORRECT AT TIME OF SURVEY

© COPYRIGHT FIRNTEC LTD 2022



- FIRE PRECAUTIONS LEGEND**
- ⊙ Break glass type fire alarm call point
  - ⊕ Heat sensitive detectors
  - ⊗ Smoke sensitive detectors
  - ⊕ Emergency light point.
  - ⊗ Firemans Switch
  - ⊕ Emergency Drop Key Access
  - FAP Fire alarm indicator / repeat panel
  - G01 Door/Access fitted with Gerda D1 Key lock
  - FB1 Door/Access fitted with FB1 Key lock
  - FB2 Door/Access fitted with FB2 Key lock
  - FB4 Door/Access fitted with FB4 Key lock
  - FB11 Door/Access fitted with FB11 Padlock
  - FB14 Door/Access fitted with FB14 Padlock
  - RO Dry Riser Outlet
  - DEL Digital electronic lock door entry/exit system
  - PIB Premises Information Box
  - POV Permanently Open Vent
  - AOV Automatic Opening Vent
  - OV Openable Vent
  - X- Fire alarm sounder ('X' indicates integral flashing - Xenon light)
  - CCTV CCTV Security Camera
  - FB Fire Brigade Key Access
- EXTINGUISH**
- ELNH 1.1m x 1.1m fire blanket - base of container to be 1500mm above floor level
  - 6L 6 litres AFFF aqueous foam extinguisher to BS:6575
  - 9L 9 litre wet chemical type extinguisher
  - 4.5L 4.5 litre dry powder type extinguisher
  - 2kg 2 kg carbon dioxide type extinguisher
  - 4.5kg 4.5 kg carbon dioxide type extinguisher
  - 9kg 9 kg water type extinguisher
  - 6L 6 litre water type extinguisher
- FIRE EXIT SIGNAGE**
- E 'E' Signs to be externally illuminated by adjacent emergency light point
  - FE 'FE' denotes as previous but illuminated as part of sign
  - RM 'RM' denotes non illuminated sign
- FIRE DOOR SIGNS AND FIRE ACTION NOTICES**
- FAN Fire Action Notice
  - EFP Emergency Floor Plan
  - KS "FIRE DOOR KEEP SHUT" sign
  - KL "FIRE DOOR KEEP LOCKED" sign
  - KC "AUTOMATIC FIRE DOOR KEEP CLEAR" or "FIRE EXIT KEEP CLEAR" sign
  - LAN "CAUTION, IN THE EVENT OF FIRE DO NOT USE THIS LIFT"
  - DB DISTRIBUTION BOARD



REV	DATE	AMENDMENTS

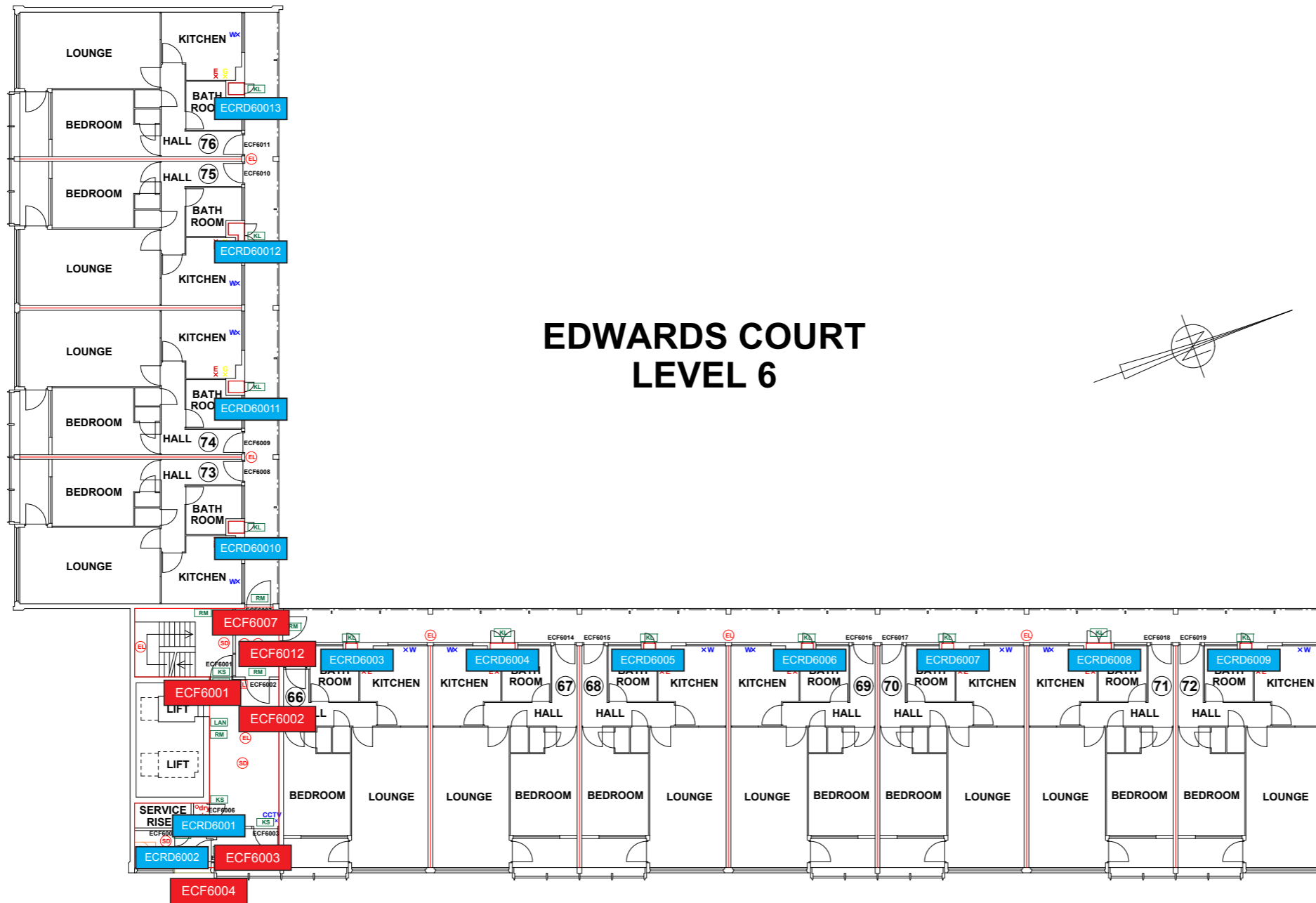
WEB: WWW.FIRNTEC.COM  
 EMAIL: CONTACTUS@FIRNTEC.COM  
 ADDRESS: 1ST FLOOR, ENDEAVOUR HOUSE, PARKWAY CT, PLYMOUTH PL6 8LR  
 TEL: 01752 977 147

PROJECT: EDWARDS COURT  
 ADDRESS: EDWARDS COURT WYTHENSHAW MANCHESTER M22 5SF  
 DWG NO.: EC\_220201\_06  
 DWG TITLE: LEVEL 5  
 DWG DATE: NOVEMBER 2022  
 DWG SIZE: SCALE: 1:100 @ A1  
 DRAWN: NR | CHECKED: BR

- FIRE DOORS
- RISER DOORS

THIS DRAWING IS TO BE READ IN CONJUNCTION WITH ALL RELEVANT SPECIFICATIONS AND DRAWINGS ISSUED. THIS DRAWING IS CORRECT AT TIME OF SURVEY

© COPYRIGHT FIRNTEC LTD 2022



**FIRE PRECAUTIONS LEGEND**

- ⊙ Break glass type fire alarm call point
- ⊕ Heat sensitive detectors
- ⊖ Smoke sensitive detectors
- ⊗ Emergency light point.
- ⊘ Firemans Switch
- ⊙ Emergency Drop Key Access
- FAP Fire alarm indicator / repeat panel
- GD1 Door/Access fitted with Gerda D1 Key lock
- FB1 Door/Access fitted with FB1 Key lock
- FB2 Door/Access fitted with FB2 Key lock
- FB4 Door/Access fitted with FB4 Key lock
- FB11 Door/Access fitted with FB11 Padlock
- FB14 Door/Access fitted with FB14 Padlock
- DRD Dry Riser Outlet
- DEL Digital electronic lock door entry/exit system
- PIB Premises Information Box
- POV Permanently Open Vent
- ADV Automatic Opening Vent
- OV Openable Vent
- L Fire alarm sounder ('X' indicates integral flashing - Xenon light)
- CCTV CCTV Security Camera
- FB Fire Brigade Key Access
- EXTINGUISH**
- BLN 1.1m x 1.1m fire blanket - base of container to be 1500mm above floor level
- 6L 6 litres AFFF aqueous foam extinguisher to BS:6575
- 9L 9 litre wet chemical type extinguisher
- 4.5L 4.5 litre dry powder type extinguisher
- 2kg 2 kg carbon dioxide type extinguisher
- 4.5kg 4.5 kg carbon dioxide type extinguisher
- 9kg 9 kg water type extinguisher
- 6L 6 litre water type extinguisher
- FIRE EXIT SIGNAGE**
- E 'E' Signs to be externally illuminated by adjacent emergency light point
- FE 'FE' denotes as previous but illuminated as part of sign
- RM 'RM' denotes non illuminated sign
- FIRE DOOR SIGNS AND FIRE ACTION NOTICES**
- FAN Fire Action Notice
- EFP Emergency Floor Plan
- KS "FIRE DOOR KEEP SHUT" sign
- KL "FIRE DOOR KEEP LOCKED" sign
- KC "AUTOMATIC FIRE DOOR KEEP CLEAR" or "FIRE EXIT KEEP CLEAR" sign
- LAN "CAUTION, IN THE EVENT OF FIRE DO NOT USE THIS LIFT"
- DB DISTRIBUTION BOARD



REV	DATE	AMENDMENTS

WEB: WWW.FIRNTEC.COM  
EMAIL: CONTACTUS@FIRNTEC.COM  
ADDRESS: 1ST FLOOR, ENDEAVOUR HOUSE, PARKWAY CT, PLWINGTH PLE ILK  
TEL: 01762 877 147

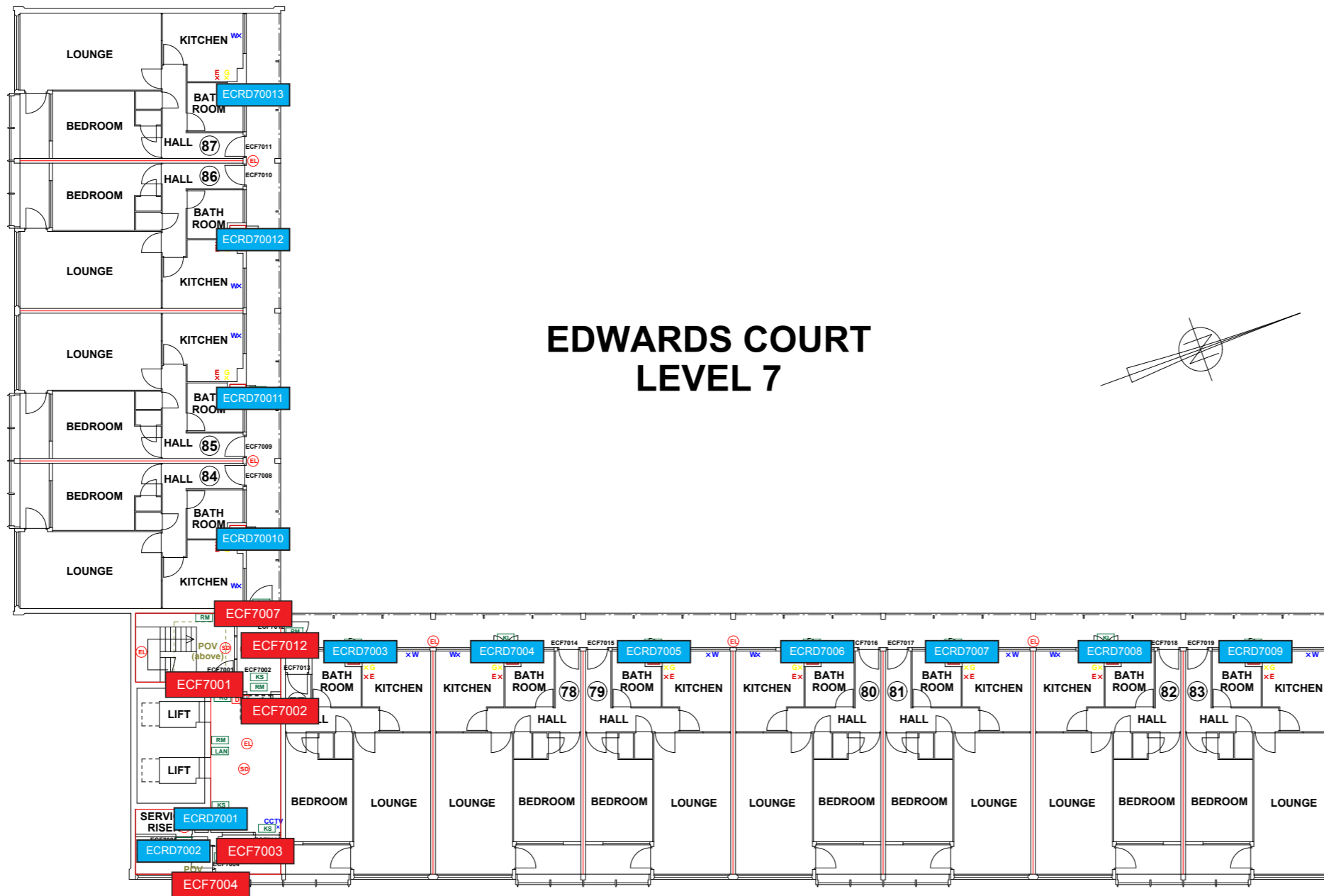
PROJECT: EDWARDS COURT  
ADDRESS: EDWARDS COURT  
WYTHENSHAW  
MANCHESTER  
M22 5SF

DWG NO.: EC\_22020L07  
DWG TITLE: LEVEL 6  
DWG DATE: NOVEMBER 2022  
DWG SIZE: SCALE 1:100 @ A1  
DRAWN: NR | CHECKED: BR

- FIRE DOORS
- RISER DOORS

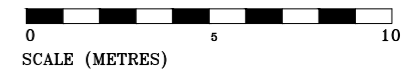
THIS DRAWING IS TO BE READ IN CONJUNCTION WITH ALL RELEVANT SPECIFICATIONS AND DRAWINGS ISSUED. THIS DRAWING IS CORRECT AT TIME OF SURVEY

© COPYRIGHT FIRNTEC LTD 2022



# EDWARDS COURT LEVEL 7

- FIRE PRECAUTIONS LEGEND**
- ⊙ Break glass type fire alarm call point
  - ⊕ Heat sensitive detectors
  - ⊗ Smoke sensitive detectors
  - ⊕ Emergency light point.
  - ⊕ Firemans Switch
  - ⊕ Emergency Drop Key Access
  - FAP Fire alarm indicator / repeat panel
  - GD1 Door/Access fitted with Gerda D1 Key lock
  - FB1 Door/Access fitted with FB1 Key lock
  - FB2 Door/Access fitted with FB2 Key lock
  - FB4 Door/Access fitted with FB4 Key lock
  - FB11 Door/Access fitted with FB11 Padlock
  - FB14 Door/Access fitted with FB14 Padlock
  - DRO Dry Riser Outlet
  - DEL Digital electronic lock door entry/exit system
  - PIB Premises Information Box
  - POV Permanently Open Vent
  - AOV Automatic Opening Vent
  - OV Openable Vent
  - T- Fire alarm sounder ('X' indicates integral flashing - Xenon light)
  - CCTV CCTV Security Camera
  - FB Fire Brigade Key Access
- EXTINGUISH**
- BLN1 1.1m x 1.1m fire blanket - base of container to be 150mm above floor level
  - 6L 6 litres AFFF aqueous foam extinguisher to BS:6575
  - 9L 9 litre wet chemical type extinguisher
  - 4.5L 4.5 litre dry powder type extinguisher
  - 2kg 2 kg carbon dioxide type extinguisher
  - 4.5kg 4.5 kg carbon dioxide type extinguisher
  - 9L 9 kg water type extinguisher
  - 6L 6 litre water type extinguisher
- FIRE EXIT SIGNAGE**
- E 'E' Signs to be externally illuminated by adjacent emergency light point
  - FE 'FE' denotes as previous but illuminated as part of sign
  - RM 'RM' denotes non illuminated sign
- FIRE DOOR SIGNS AND FIRE ACTION NOTICES**
- FAN Fire Action Notice
  - EFP Emergency Floor Plan
  - KS "FIRE DOOR KEEP SHUT" sign
  - KL "FIRE DOOR KEEP LOCKED" sign
  - KC "AUTOMATIC FIRE DOOR KEEP CLEAR" or "FIRE EXIT KEEP CLEAR" sign
  - LAN "CAUTION, IN THE EVENT OF FIRE DO NOT USE THIS LIFT"
  - DB DISTRIBUTION BOARD



REV	DATE	AMENDMENTS

WEB: WWW.FIRNTEC.COM  
 EMAIL: CONTACTUS@FIRNTEC.COM  
 ADDRESS: 1ST FLOOR, ENDEAVOUR HOUSE, PARKWAY CT, PLYMOUTH PL6 8LR  
 TEL: 01752 877 147

**PROJECT: EDWARDS COURT**  
 ADDRESS: EDWARDS COURT  
 WYTHENSHAW  
 MANCHESTER  
 M22 5SF  
 DWG NO.: EC\_220020\_L08  
 DWG TITLE: LEVEL 7  
 DWG DATE: NOVEMBER 2022  
 DWG SIZE: SCALE 1:100 @ A1  
 DRAWN: NR    CHECKED: BR    ISSUED: